


ASL-275 Out-Sider®

SPECIFICATION GUIDE

MADE IN USA
Veteran Founded



Description		Dimensions
A.	Hitch height range	6-24 in / 15.24-60.96 cm
B.	Bumper to chassis (minimum distance from the vehicle)	6 in / 15.24 cm
C.	To end of platform (loading/unloading position on ground)	45 in / 114.3 cm
D.	To end of platform (travel position)	45 in / 114.3 cm
E.	To edge of platform folded	18 in / 45.72 cm

Mobility Device Specifications	
Maximum mobility device weight	350 lb / 158.8 kg
Available width on standard platform	28.5 in / 72.39 cm
Available width on wide platform	31 in / 78.74 cm
Maximum mobility device wheelbase on standard platform	38 in / 96.52 cm
Maximum mobility device wheelbase on large platform	46 in / 116.84 cm

Hitch Class Compatibility
Class II & III (1.25" & 2")

Applications	
CUV/SUV	Yes
Minivan	Yes
Pickup Truck	Yes
Full-Size Van	Yes
Hatchback/Sedan	Limited

Mobility Device	
Scooter (3 & 4 Wheel)	Yes
Powerchair	Yes
Rigid Wheelchair	Yes
Folding Wheelchair	No



ASL-275 Out-Sider®

SPECIFICATION GUIDE

MADE IN USA
Veteran Founded




Weights

(Setup weights do not include hitch adapter or securement option weights)

Unit with scooter setup	89 lb / 40.4 kg
Unit with MWD powerchair setup	72 lb / 32.7kg
Unit with FWD/RWD powerchair setup	80 lb / 36.3 kg
Swing-Away option	26 lb / 11.8 kg
Hitch adapter - class III standard	7 lb / 3.2 kg
Center deck option	3.3 lb / 1.50 kg
Scooter foot assembly	5 lb / 2.3 kg
Powerchair arm assembly	7 lb / 3.2 kg
Universal 3-belt kit	5 lb / 2.3 kg
Standard shipping weight with Swing-Away option - one box shipment includes packaging and shipping pallet	189lb / 86 kg


Universal Platform Design



Standard Scooter Platform



Standard Powerchair Platform
(Easily converts to RWD or FWD powerchairs)



Optional Center Deck
allows smooth transition for small scooters



Large platform fits scooters with wheelbase up to 46"

 **BRUNO**
www.bruno.com